




TY4 SERIES (Y5V)

3 to 15kV
High Voltage Ceramic Capacitors



Features

- Radial Leaded Package
- Y5V Temperature Characteristics

Specifications

Part Number	C pF	Tolerance ±%	V _{RATE} kV DC	V _{WITHSTAND} kV	D ¹ mm	H ¹ mm	T ¹ mm	L ² mm	Ls ³ mm	d ⁴ mm
TY4Y5V102M3KV	1000	20	3	6.0	8.0	11.0	5.0	25.0	7.5	0.6
TY4Y5V152M3KV	1500	20	3	6.0	8.0	11.0	5.0	25.0	7.5	0.6
TY4Y5V222M3KV	2200	20	3	6.0	9.0	12.0	5.0	25.0	7.5	0.6
TY4Y5V272M3KV	2700	20	3	6.0	10.0	13.0	5.0	25.0	7.5	0.6
TY4Y5V332M3KV	3300	20	3	6.0	11.0	14.0	5.0	25.0	7.5	0.6
TY4Y5V472M3KV	4700	20	3	6.0	12.0	15.0	5.0	25.0	7.5	0.6
TY4Y5V682M3KV	6800	20	3	6.0	13.0	16.0	5.0	25.0	7.5	0.6
TY4Y5V822M3KV	8200	20	3	6.0	15.0	18.0	5.0	25.0	7.5	0.6
TY4Y5V103M3KV	10000	20	3	6.0	17.0	20.0	5.0	25.0	7.5	0.6
TY4Y5V102M4KV	1000	20	4	8.0	8.0	11.0	6.0	25.0	10.0	0.6
TY4Y5V152M4KV	1500	20	4	8.0	9.0	12.0	6.0	25.0	10.0	0.6
TY4Y5V222M4KV	2200	20	4	8.0	10.0	13.0	6.0	25.0	10.0	0.6
TY4Y5V272M4KV	2700	20	4	8.0	11.0	14.0	6.0	25.0	10.0	0.6
TY4Y5V332M4KV	3300	20	4	8.0	12.0	15.0	6.0	25.0	10.0	0.6
TY4Y5V472M4KV	4700	20	4	8.0	13.0	16.0	6.0	25.0	10.0	0.6
TY4Y5V682M4KV	6800	20	4	8.0	15.0	18.0	6.0	25.0	10.0	0.6
TY4Y5V822M4KV	8200	20	4	8.0	16.0	19.0	6.0	25.0	10.0	0.6
TY4Y5V103M4KV	10000	20	4	8.0	17.0	20.0	6.0	25.0	10.0	0.6
TY4Y5V102M5KV	1000	20	5	10.0	9.0	12.0	7.0	25.0	10.0	0.6
TY4Y5V152M5KV	1500	20	5	10.0	10.0	13.0	7.0	25.0	10.0	0.6
TY4Y5V222M5KV	2200	20	5	10.0	11.0	14.0	7.0	25.0	10.0	0.6
TY4Y5V272M5KV	2700	20	5	10.0	12.0	15.0	7.0	25.0	10.0	0.6
TY4Y5V332M5KV	3300	20	5	10.0	13.0	16.0	7.0	25.0	10.0	0.6
TY4Y5V472M5KV	4700	20	5	10.0	14.0	17.0	7.0	25.0	10.0	0.6
TY4Y5V682M5KV	6800	20	5	10.0	16.0	19.0	7.0	25.0	10.0	0.6
TY4Y5V822M5KV	8200	20	5	10.0	17.0	20.0	7.0	25.0	10.0	0.6
TY4Y5V103M5KV	10000	20	5	10.0	19.0	22.0	7.0	25.0	10.0	0.6
TY4Y5V102M6KV	1000	20	6	12.0	9.0	12.0	7.5	25.0	10.0	0.6
TY4Y5V152M6KV	1500	20	6	12.0	10.0	13.0	7.5	25.0	10.0	0.6
TY4Y5V222M6KV	2200	20	6	12.0	12.0	15.0	7.5	25.0	10.0	0.6
TY4Y5V272M6KV	2700	20	6	12.0	13.0	16.0	7.5	25.0	10.0	0.6
TY4Y5V332M6KV	3300	20	6	12.0	13.0	16.0	7.5	25.0	10.0	0.6
TY4Y5V472M6KV	4700	20	6	12.0	15.0	18.0	7.5	25.0	10.0	0.6
TY4Y5V682M6KV	6800	20	6	12.0	17.0	20.0	7.5	25.0	10.0	0.6
TY4Y5V822M6KV	8200	20	6	12.0	19.0	23.0	7.5	25.0	10.0	0.6
TY4Y5V103M6KV	10000	20	6	12.0	21.0	25.0	8.0	25.0	10.0	0.7
TY4Y5V102M8KV	1000	20	8	16.0	10.0	13.0	8.0	25.0	10.0	0.6
TY4Y5V152M8KV	1500	20	8	16.0	11.0	14.0	8.0	25.0	10.0	0.6
TY4Y5V222M8KV	2200	20	8	16.0	12.0	15.0	8.0	25.0	10.0	0.6
TY4Y5V272M8KV	2700	20	8	16.0	13.0	16.0	8.0	25.0	10.0	0.6



TY4 SERIES (Y5V)

Part Number	C pF	Tolerance ±%	V _{RATE} kV DC	V _{WITHSTAND} kV	D ¹ mm	H ¹ mm	T ¹ mm	L ² mm	Ls ³ mm	d ⁴ mm
TY4Y5V332M8KV	3300	20	8	16.0	13.0	16.0	8.0	25.0	10.0	0.6
TY4Y5V472M8KV	4700	20	8	16.0	15.0	18.0	8.0	25.0	10.0	0.6
TY4Y5V682M8KV	6800	20	8	16.0	17.0	20.0	8.0	25.0	10.0	0.6
TY4Y5V822M8KV	8200	20	8	16.0	19.0	23.0	8.5	25.0	10.0	0.7
TY4Y5V103M8KV	10000	20	8	16.0	21.0	25.0	8.5	25.0	10.0	0.7
TY4Y5V102M10KV	1000	20	10	20.0	10.0	13.0	9.0	25.0	10.0	0.7
TY4Y5V152M10KV	1500	20	10	20.0	11.0	14.0	9.0	25.0	10.0	0.7
TY4Y5V222M10KV	2200	20	10	20.0	13.0	16.0	9.0	25.0	10.0	0.7
TY4Y5V272M10KV	2700	20	10	20.0	14.0	17.0	9.0	25.0	10.0	0.7
TY4Y5V332M10KV	3300	20	10	20.0	16.0	19.0	9.0	25.0	10.0	0.7
TY4Y5V472M10KV	4700	20	10	20.0	18.0	21.0	9.0	25.0	10.0	0.7
TY4Y5V682M10KV	6800	20	10	20.0	20.0	23.0	9.0	25.0	10.0	0.7
TY4Y5V822M10KV	8200	20	10	20.0	22.0	26.0	9.0	25.0	10.0	0.7
TY4Y5V103M10KV	10000	20	10	20.0	24.0	28.0	9.0	25.0	10.0	0.7
TY4Y5V102M12KV	1000	20	12	24.0	11.0	15.0	10.0	25.0	12.5	0.7
TY4Y5V152M12KV	1500	20	12	24.0	12.0	16.0	10.0	25.0	12.5	0.7
TY4Y5V222M12KV	2200	20	12	24.0	14.0	18.0	10.0	25.0	12.5	0.7
TY4Y5V272M12KV	2700	20	12	24.0	15.0	19.0	10.0	25.0	12.5	0.7
TY4Y5V332M12KV	3300	20	12	24.0	16.0	20.0	10.0	25.0	12.5	0.7
TY4Y5V472M12KV	4700	20	12	24.0	19.0	24.0	10.0	25.0	12.5	0.7
TY4Y5V682M12KV	6800	20	12	24.0	21.0	25.0	10.0	25.0	12.5	0.7
TY4Y5V822M12KV	8200	20	12	24.0	24.0	28.0	10.0	25.0	12.5	0.7
TY4Y5V103M12KV	10000	20	12	24.0	26.0	30.0	10.0	25.0	12.5	0.7
TY4Y5V102M15KV	1000	20	15	30.0	11.0	15.0	12.0	25.0	12.5	0.7
TY4Y5V152M15KV	1500	20	15	30.0	13.0	17.0	12.0	25.0	12.5	0.7
TY4Y5V222M15KV	2200	20	15	30.0	16.0	20.0	12.0	25.0	12.5	0.7
TY4Y5V272M15KV	2700	20	15	30.0	17.0	21.0	12.0	25.0	12.5	0.7
TY4Y5V332M15KV	3300	20	15	30.0	18.0	22.0	12.0	25.0	12.5	0.7
TY4Y5V472M15KV	4700	20	15	30.0	21.0	25.0	12.0	25.0	12.5	0.7
TY4Y5V682M15KV	6800	20	15	30.0	25.0	29.0	12.0	25.0	12.5	0.7
TY4Y5V822M15KV	8200	20	15	30.0	27.0	31.0	12.0	25.0	12.5	0.7

¹Maximum dimension.

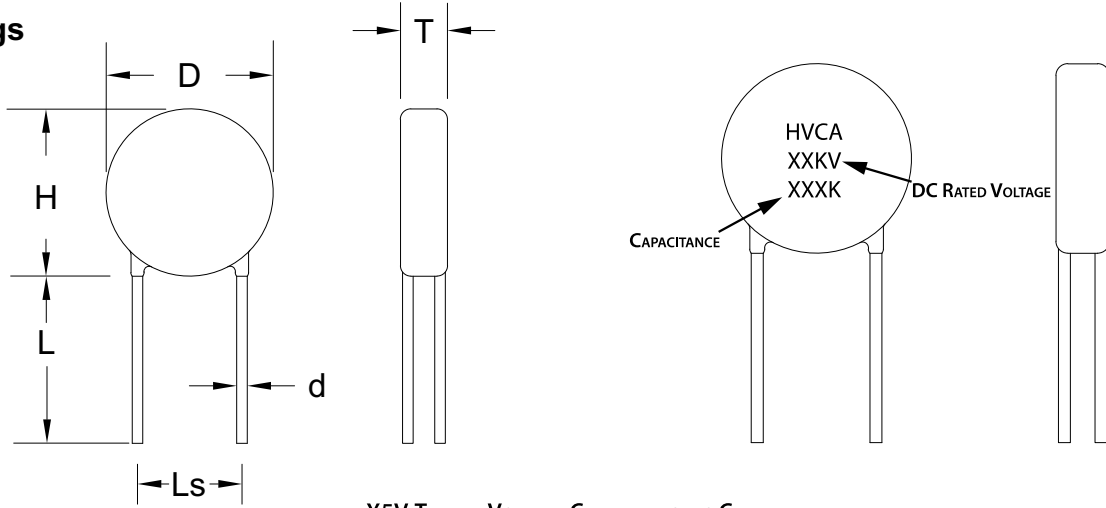
²Minimum dimension.

³Ls has a ±1.5mm tolerance.

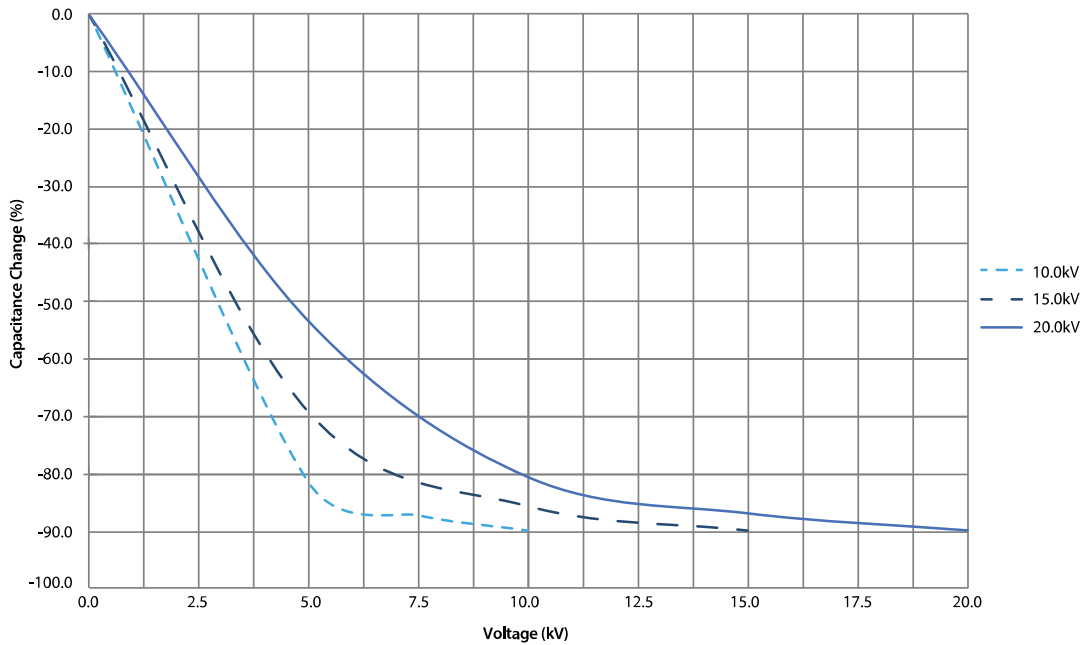
⁴Typical.



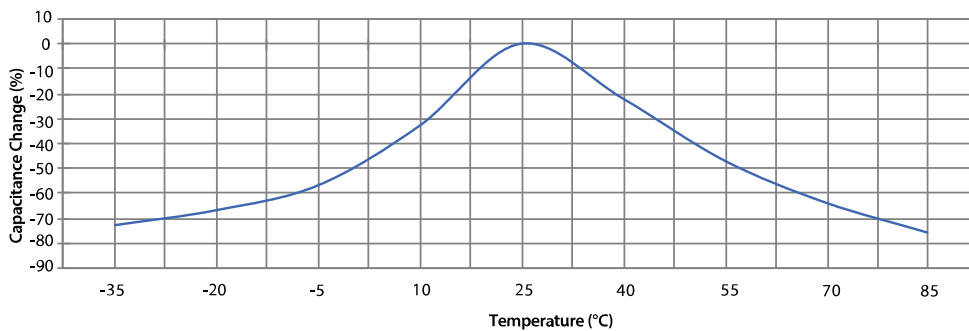
Drawings



Y5V TYPICAL VOLTAGE CHARACTERISTICS CURVE

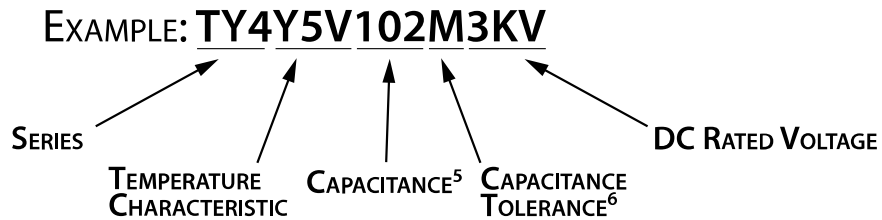


Y5V TYPICAL TEMPERATURE CHARACTERISTICS CURVE





PART NUMBER DECODER:



⁵Capacitance decoder: 102 = 1000pF, expressed by three figures. The first and second figures are significant digits, and the third figure expresses the number of zeros which follows the two numbers. 0 = x1, 1 = x10, 2 = x100, 3 = x1000

⁶TY4Y5V models are also offered with K and Z capacitance tolerances. Contact the factory for additional information.

Additional Specifications

Specifications	
Operating Temperature Range	-25 to 100°C
Temperature Coefficient	-25 and +85°C
Dissipation Factor	5% Max

Note: Specifications subject to change without notice. Photo is representation only.

