




TY1 SERIES (SL)

3 to 20kV
High Voltage Ceramic Capacitors



Features

- Radial Leaded Package
- SL Temperature Characteristics

Specifications

Part Number	C pF	Tolerance ±%	V _{RATED} kV DC	V _{WITHSTAND} kV	D ¹ mm	H ¹ mm	T ¹ mm	L ² mm	Ls ³ mm	d ⁴ mm
TY1SL180K3KV	18	10	3	6.0	7.0	10.0	4.0	25.0	7.5	0.6
TY1SL220K3KV	22	10	3	6.0	7.0	10.0	4.0	25.0	7.5	0.6
TY1SL270K3KV	27	10	3	6.0	7.0	10.0	4.0	25.0	7.5	0.6
TY1SL300K3KV	30	10	3	6.0	7.0	10.0	4.0	25.0	7.5	0.6
TY1SL330K3KV	33	10	3	6.0	7.0	10.0	4.0	25.0	7.5	0.6
TY1SL470K3KV	47	10	3	6.0	8.0	11.0	4.0	25.0	7.5	0.6
TY1SL680K3KV	68	10	3	6.0	9.0	12.0	4.0	25.0	7.5	0.6
TY1SL820K3KV	82	10	3	6.0	9.0	12.0	4.0	25.0	7.5	0.6
TY1SL910K3KV	91	10	3	6.0	10.0	13.0	4.0	25.0	7.5	0.6
TY1SL101K3KV	100	10	3	6.0	10.0	13.0	4.0	25.0	7.5	0.6
TY1SL121K3KV	120	10	3	6.0	11.0	14.0	4.0	25.0	7.5	0.6
TY1SL151K3KV	150	10	3	6.0	11.0	14.0	4.0	25.0	7.5	0.6
TY1SL181K3KV	180	10	3	6.0	12.0	15.0	4.0	25.0	7.5	0.6
TY1SL221K3KV	220	10	3	6.0	13.0	16.0	4.0	25.0	7.5	0.6
TY1SL180K4KV	18	10	4	8.0	7.0	10.0	5.0	25.0	10.0	0.6
TY1SL220K4KV	22	10	4	8.0	7.0	10.0	5.0	25.0	10.0	0.6
TY1SL270K4KV	27	10	4	8.0	7.0	10.0	5.0	25.0	10.0	0.6
TY1SL300K4KV	30	10	4	8.0	7.0	10.0	5.0	25.0	10.0	0.6
TY1SL330K4KV	33	10	4	8.0	8.0	11.0	5.0	25.0	10.0	0.6
TY1SL470K4KV	47	10	4	8.0	8.0	11.0	5.0	25.0	10.0	0.6
TY1SL680K4KV	68	10	4	8.0	9.0	12.0	5.0	25.0	10.0	0.6
TY1SL820K4KV	82	10	4	8.0	11.0	13.0	5.0	25.0	10.0	0.6
TY1SL910K4KV	91	10	4	8.0	11.0	13.0	5.0	25.0	10.0	0.6
TY1SL101K4KV	100	10	4	8.0	11.0	13.0	5.0	25.0	10.0	0.6
TY1SL121K4KV	120	10	4	8.0	12.0	15.0	5.0	25.0	10.0	0.6
TY1SL151K4KV	150	10	4	8.0	13.0	16.0	5.0	25.0	10.0	0.6
TY1SL181K4KV	180	10	4	8.0	13.0	16.0	5.0	25.0	10.0	0.6
TY1SL221K4KV	220	10	4	8.0	14.0	17.0	5.0	25.0	10.0	0.6
TY1SL180K5KV	18	10	5	10.0	8.0	11.0	5.5	25.0	10.0	0.6
TY1SL220K5KV	22	10	5	10.0	8.0	11.0	5.5	25.0	10.0	0.6
TY1SL270K5KV	27	10	5	10.0	8.0	11.0	5.5	25.0	10.0	0.6
TY1SL300K5KV	30	10	5	10.0	9.0	12.0	5.5	25.0	10.0	0.6
TY1SL330K5KV	33	10	5	10.0	10.0	13.0	5.5	25.0	10.0	0.6
TY1SL470K5KV	47	10	5	10.0	11.0	14.0	5.5	25.0	10.0	0.6
TY1SL680K5KV	68	10	5	10.0	12.0	15.0	5.5	25.0	10.0	0.6
TY1SL820K5KV	82	10	5	10.0	12.0	15.0	5.5	25.0	10.0	0.6
TY1SL910K5KV	91	10	5	10.0	13.0	16.0	5.5	25.0	10.0	0.6
TY1SL101K5KV	100	10	5	10.0	13.0	16.0	5.5	25.0	10.0	0.6



TY1 SERIES (SL)

Part Number	C pF	Tolerance ±%	V _{RATED} kV DC	V _{WITHSTAND} kV	D ¹ mm	H ¹ mm	T ¹ mm	L ² mm	LS ³ mm	d ⁴ mm
TY1SL121K5KV	120	10	5	10.0	14.0	17.0	5.5	25.0	10.0	0.6
TY1SL151K5KV	150	10	5	10.0	15.0	18.0	5.5	25.0	10.0	0.6
TY1SL181K5KV	180	10	5	10.0	16.0	19.0	5.5	25.0	10.0	0.6
TY1SL221K5KV	220	10	5	10.0	17.0	20.0	5.5	25.0	10.0	0.6
TY1SL180K6KV	18	10	6	12.0	8.0	11.0	6.0	25.0	10.0	0.6
TY1SL220K6KV	22	10	6	12.0	8.0	11.0	6.0	25.0	10.0	0.6
TY1SL270K6KV	27	10	6	12.0	9.0	12.0	6.0	25.0	10.0	0.6
TY1SL300K6KV	30	10	6	12.0	9.0	12.0	6.0	25.0	10.0	0.6
TY1SL330K6KV	33	10	6	12.0	10.0	13.0	6.0	25.0	10.0	0.6
TY1SL470K6KV	47	10	6	12.0	12.0	15.0	6.0	25.0	10.0	0.6
TY1SL680K6KV	68	10	6	12.0	12.0	15.0	6.0	25.0	10.0	0.6
TY1SL820K6KV	82	10	6	12.0	13.0	16.0	6.0	25.0	10.0	0.6
TY1SL910K6KV	91	10	6	12.0	13.0	16.0	6.0	25.0	10.0	0.6
TY1SL101K6KV	100	10	6	12.0	14.0	17.0	6.0	25.0	10.0	0.6
TY1SL121K6KV	120	10	6	12.0	15.0	18.0	6.0	25.0	10.0	0.6
TY1SL151K6KV	150	10	6	12.0	16.0	19.0	6.0	25.0	10.0	0.6
TY1SL181K6KV	180	10	6	12.0	17.0	20.0	6.0	25.0	10.0	0.6
TY1SL221K6KV	220	10	6	12.0	19.0	22.0	6.0	25.0	10.0	0.6
TY1SL180K8KV	18	10	8	16.0	8.0	11.0	6.5	25.0	10.0	0.6
TY1SL220K8KV	22	10	8	16.0	8.0	11.0	6.5	25.0	10.0	0.6
TY1SL270K8KV	27	10	8	16.0	9.0	12.0	6.5	25.0	10.0	0.6
TY1SL300K8KV	30	10	8	16.0	10.0	13.0	6.5	25.0	10.0	0.6
TY1SL330K8KV	33	10	8	16.0	10.0	13.0	6.5	25.0	10.0	0.6
TY1SL470K8KV	47	10	8	16.0	11.0	14.0	6.5	25.0	10.0	0.6
TY1SL680K8KV	68	10	8	16.0	12.0	15.0	6.5	25.0	10.0	0.6
TY1SL820K8KV	82	10	8	16.0	13.0	16.0	6.5	25.0	10.0	0.6
TY1SL910K8KV	91	10	8	16.0	14.0	17.0	6.5	25.0	10.0	0.6
TY1SL101K8KV	100	10	8	16.0	14.0	17.0	6.5	25.0	10.0	0.6
TY1SL121K8KV	120	10	8	16.0	15.0	18.0	6.5	25.0	10.0	0.6
TY1SL151K8KV	150	10	8	16.0	16.0	19.0	6.5	25.0	10.0	0.6
TY1SL181K8KV	180	10	8	16.0	17.0	20.0	6.5	25.0	10.0	0.6
TY1SL221K8KV	220	10	8	16.0	19.0	22.0	6.5	25.0	10.0	0.6
TY1SL180K10KV	18	10	10	20.0	8.0	11.0	7.0	25.0	10.0	0.6
TY1SL220K10KV	22	10	10	20.0	9.0	12.0	7.0	25.0	10.0	0.6
TY1SL270K10KV	27	10	10	20.0	10.0	13.0	7.0	25.0	10.0	0.6
TY1SL300K10KV	30	10	10	20.0	10.0	13.0	7.0	25.0	10.0	0.6
TY1SL330K10KV	33	10	10	20.0	10.0	13.0	7.0	25.0	10.0	0.6
TY1SL470K10KV	47	10	10	20.0	11.0	14.0	7.0	25.0	10.0	0.6
TY1SL680K10KV	68	10	10	20.0	13.0	16.0	7.0	25.0	10.0	0.6
TY1SL820K10KV	82	10	10	20.0	14.0	17.0	7.0	25.0	10.0	0.6
TY1SL910K10KV	91	10	10	20.0	15.0	18.0	7.0	25.0	10.0	0.6
TY1SL101K10KV	100	10	10	20.0	15.0	18.0	7.0	25.0	10.0	0.6
TY1SL121K10KV	120	10	10	20.0	17.0	20.0	7.0	25.0	10.0	0.6
TY1SL151K10KV	150	10	10	20.0	19.0	22.0	7.0	25.0	10.0	0.6
TY1SL181K10KV	180	10	10	20.0	21.0	24.0	7.5	25.0	10.0	0.7
TY1SL221K10KV	220	10	10	20.0	23.0	26.0	7.5	25.0	10.0	0.7



TY1 SERIES (SL)

Part Number	C pF	Tolerance ±%	V _{RATED} kV DC	V _{WITHSTAND} kV	D ¹ mm	H ¹ mm	T ¹ mm	L ² mm	LS ³ mm	d ⁴ mm
TY1SL180K12KV	18	10	12	24.0	9.0	12.0	8.0	25.0	12.5	0.6
TY1SL220K12KV	22	10	12	24.0	10.0	13.0	8.0	25.0	12.5	0.6
TY1SL270K12KV	27	10	12	24.0	10.0	13.0	8.0	25.0	12.5	0.6
TY1SL300K12KV	30	10	12	24.0	10.0	13.0	8.0	25.0	12.5	0.6
TY1SL330K12KV	33	10	12	24.0	11.0	14.0	8.0	25.0	12.5	0.6
TY1SL470K12KV	47	10	12	24.0	12.0	15.0	8.0	25.0	12.5	0.6
TY1SL680K12KV	68	10	12	24.0	14.0	17.0	8.0	25.0	12.5	0.6
TY1SL820K12KV	82	10	12	24.0	15.0	18.0	8.0	25.0	12.5	0.6
TY1SL910K12KV	91	10	12	24.0	16.0	19.0	8.0	25.0	12.5	0.6
TY1SL101K12KV	100	10	12	24.0	16.0	19.0	8.0	25.0	12.5	0.6
TY1SL121K12KV	120	10	12	24.0	18.0	21.0	8.0	25.0	12.5	0.6
TY1SL151K12KV	150	10	12	24.0	19.0	22.0	8.0	25.0	12.5	0.6
TY1SL181K12KV	180	10	12	24.0	20.0	23.0	8.5	25.0	12.5	0.7
TY1SL221K12KV	220	10	12	24.0	22.0	25.0	8.5	25.0	12.5	0.7
TY1SL100K15KV	10	10	15	30.0	9.0	14.0	5.0	25.0	7.5	0.6
TY1SL180K15KV	18	10	15	30.0	9.0	12.0	8.5	25.0	12.5	0.6
TY1SL220K15KV	22	10	15	30.0	10.0	13.0	8.5	25.0	12.5	0.6
TY1SL270K15KV	27	10	15	30.0	12.0	15.0	8.5	25.0	12.5	0.6
TY1SL300K15KV	30	10	15	30.0	12.0	15.0	8.5	25.0	12.5	0.6
TY1SL330K15KV	33	10	15	30.0	12.0	15.0	8.5	25.0	12.5	0.6
TY1SL470K15KV	47	10	15	30.0	13.0	16.0	8.5	25.0	12.5	0.6
TY1SL680K15KV	68	10	15	30.0	15.0	18.0	8.5	25.0	12.5	0.6
TY1SL820K15KV	82	10	15	30.0	16.0	19.0	8.5	25.0	12.5	0.6
TY1SL910K15KV	91	10	15	30.0	17.0	20.0	8.5	25.0	12.5	0.6
TY1SL101K15KV	100	10	15	30.0	18.0	21.0	8.5	25.0	12.5	0.6
TY1SL121K15KV	120	10	15	30.0	20.0	23.0	9.0	25.0	12.5	0.7
TY1SL151K15KV	150	10	15	30.0	22.0	25.0	9.0	25.0	12.5	0.7
TY1SL181K15KV	180	10	15	30.0	23.0	27.0	9.0	25.0	12.5	0.7
TY1SL221K15KV	220	10	15	30.0	25.0	29.0	9.0	25.0	12.5	0.7
TY1SL180K20KV	18	10	20	40.0	10.0	14.0	10.0	25.0	12.5	0.7
TY1SL220K20KV	22	10	20	40.0	11.0	15.0	10.0	25.0	12.5	0.7
TY1SL270K20KV	27	10	20	40.0	13.0	17.0	10.0	25.0	12.5	0.7
TY1SL300K20KV	30	10	20	40.0	13.0	17.0	10.0	25.0	12.5	0.7
TY1SL330K20KV	33	10	20	40.0	13.0	17.0	10.0	25.0	12.5	0.7
TY1SL470K20KV	47	10	20	40.0	15.0	19.0	10.0	25.0	12.5	0.7
TY1SL680K20KV	68	10	20	40.0	17.0	21.0	10.0	25.0	12.5	0.7
TY1SL820K20KV	82	10	20	40.0	18.0	22.0	10.0	25.0	12.5	0.7
TY1SL910K20KV	91	10	20	40.0	19.0	23.0	10.0	25.0	12.5	0.7
TY1SL101K20KV	100	10	20	40.0	19.0	23.0	10.0	25.0	12.5	0.7
TY1SL121K20KV	120	10	20	40.0	21.0	25.0	10.0	25.0	12.5	0.7
TY1SL151K20KV	150	10	20	40.0	23.0	27.0	10.0	25.0	12.5	0.7
TY1SL181K20KV	180	10	20	40.0	26.0	30.0	10.0	25.0	12.5	0.7
TY1SL221K20KV	220	10	20	40.0	28.0	32.0	10.0	25.0	12.5	0.7

¹Maximum dimension.

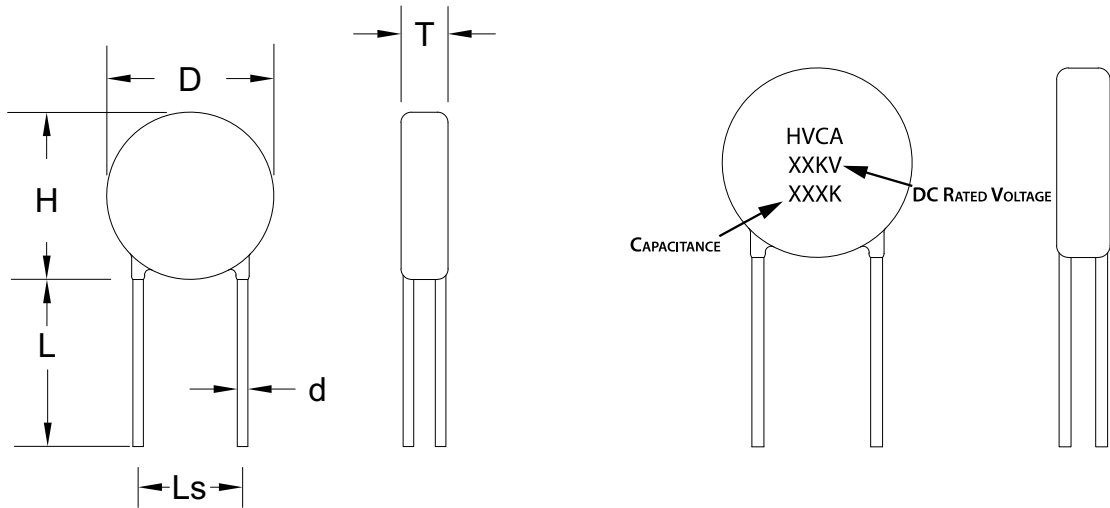
²Minimum dimension.

³LS has a ±1.5mm tolerance.

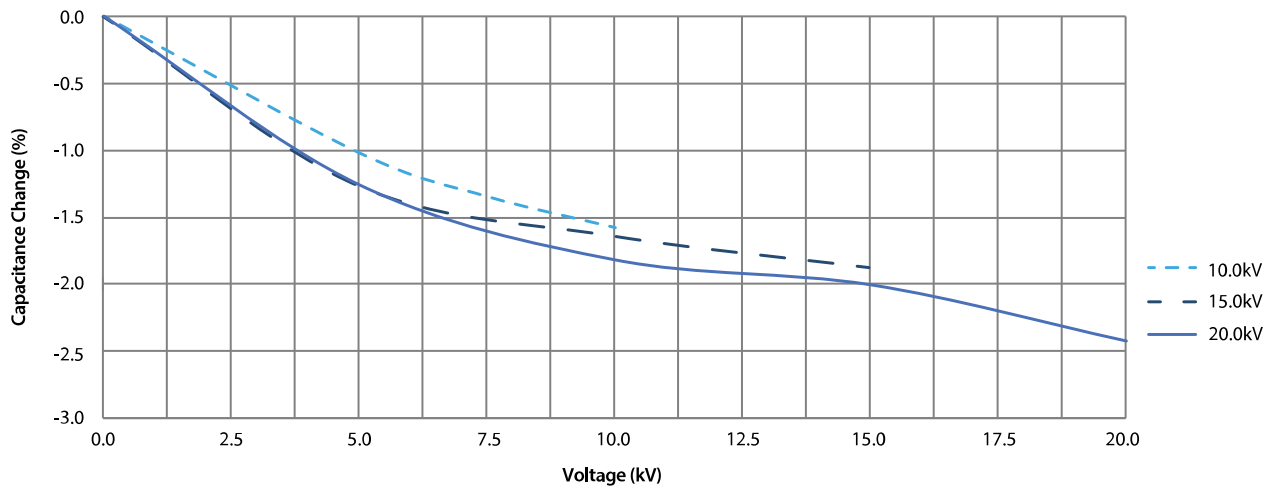
⁴Typical.



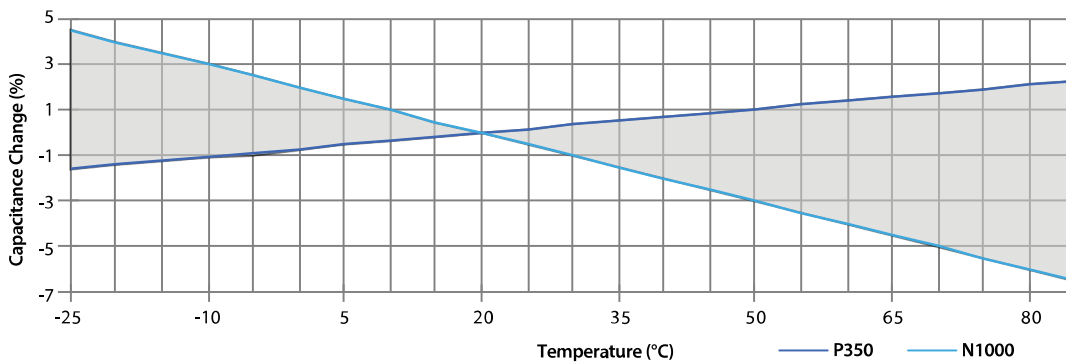
Drawings



SL TYPICAL VOLTAGE CHARACTERISTICS CURVE

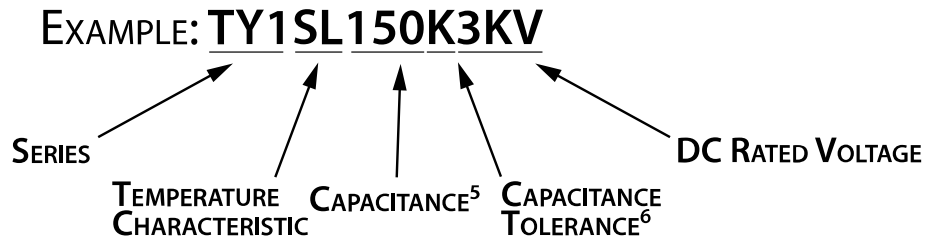


SL TYPICAL TEMPERATURE CHARACTERISTICS CURVE





PART NUMBER DECODER:



⁵Capacitance decoder: 102 = 1000pF, expressed by three figures.
The first and second figures are significant digits, and the third figure expresses the number of zeros which follows the two numbers. 0 = x1, 1 = x10, 2 = x100, 3 = x1000

⁶TY1SL models are also offered with J and M capacitance tolerance. Contact the factory for additional information.

Additional Specifications

	Specifications	Conditions
Operating Temperature Range	-25 to 100°C	-
Temperature Coefficient	-25 and +85°C	-
Dissipation Factor	Q ≥ 400	C < 30pF, +20°C
	Q ≥ 1000	C ≥ 30pF

Note: Specifications subject to change without notice. Photo is representation only.

